

## CAMBRIDGE BOOK 4 WRITING – TEST 1

### WRITING TASK 1

You should spend 20 minutes on this task.

**The table below shows the proportion of different categories of families living in poverty in Australia in 1999.**

Summarise the information by selecting and reporting the main features, and make comparisons where relevant.

You should write at least 150 words.

Family Type	Proportion of people from each household type living in poverty
single aged person	6% (54,000)
aged couple	4% (48,000)
single, no children	19% (359,000)
couple, no children	7% (211,000)
sole parent	21% (232,000)
couple with children	12% (933,000)
<b>all households</b>	<b>11% (1,837,000)</b>

### WRITING TASK 2

You should spend 40 minutes on this task.

Write about the following topic.

**Compare the advantages and disadvantages of three of the following as media for communicating information. State which three you consider the most effective.**

comics

books

radio

television

film

theater

Give reasons for your answer and include any relevant examples from your knowledge or experience.

You should write at least 250 words.

## CAMBRIDGE BOOK 4 WRITING – TEST 2

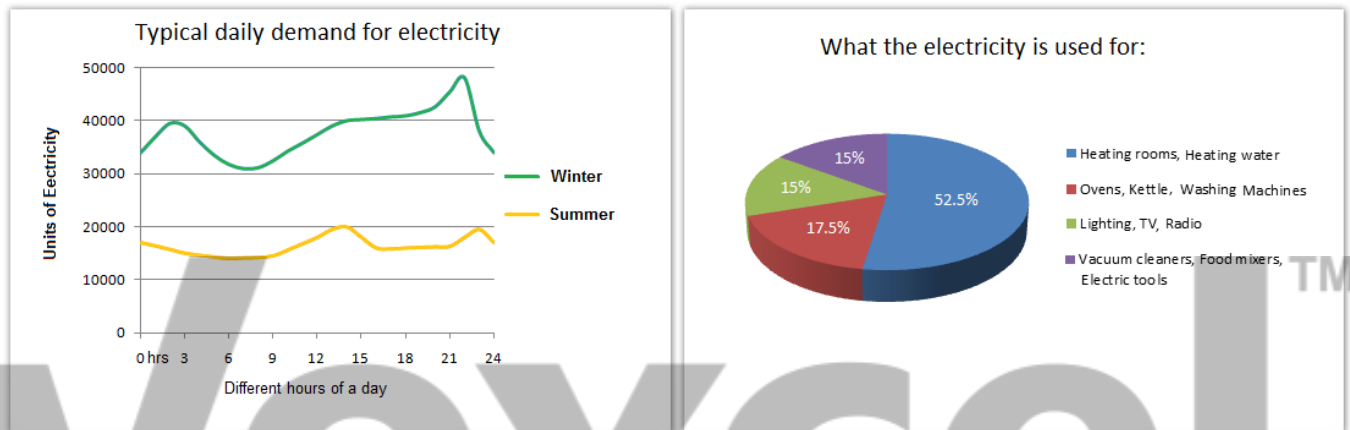
### WRITING TASK 1

You should spend 20 minutes on this task.

**The graph below shows the demand for electricity in England during typical days in winter and summer. The pie chart shows how electricity is used in an average English home.**

Summarise the information by selecting and reporting the main features and make comparisons where relevant.

You should write at least 150 words.



### WRITING TASK 2

You should spend 40 minutes on this task.

Write about the following topic.

**Happiness is considered very important in life.**

**Why is it difficult to define?**

**What factors are important in achieving happiness?**

Give reasons for your answer and include any relevant examples from your knowledge or experience.

You should write at least 250 words.

## CAMBRIDGE BOOK 4 WRITING – TEST 3

### WRITING TASK 1

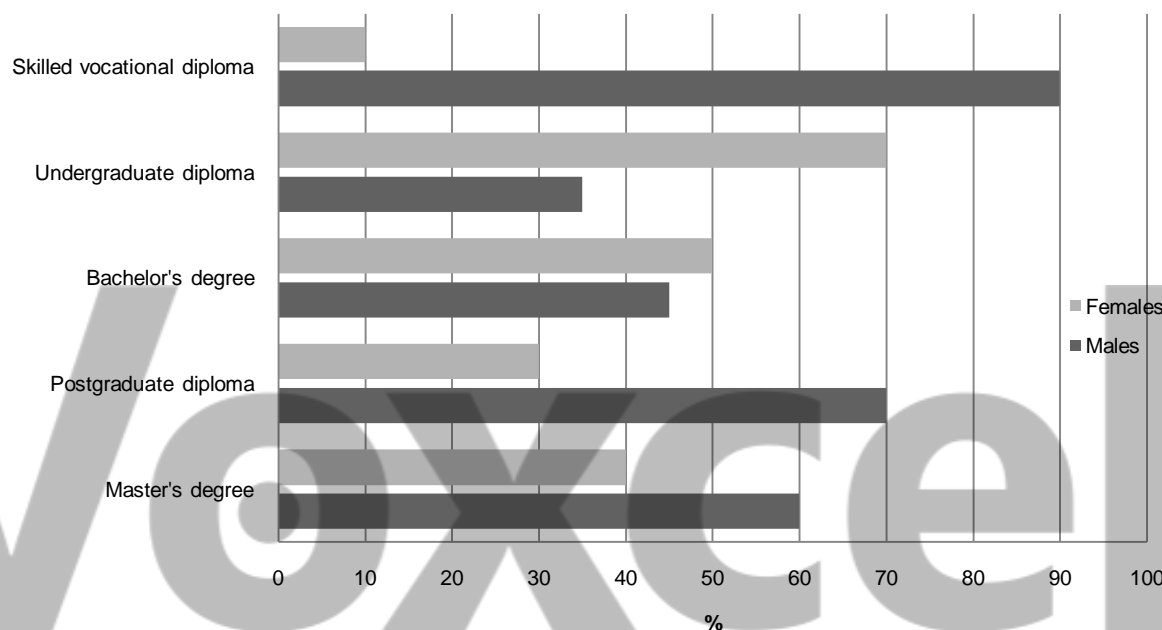
You should spend 20 minutes on this task.

**The charts below show the levels of participation in education and science in developing and industrialised countries in 1980 and 1990.**

Write a report for a university lecturer describing the information shown below.

You should write at least 150 words.

**Post-school qualifications in Australia according to gender, 1999**



### WRITING TASK 2

You should spend 40 minutes on this task.

Write about the following topic.

**Creative artists should always be given the freedom to express their own ideas (in words, pictures, music or film) in whichever way they wish. There should be no government restrictions on what they do.**

**To what extent do you agree or disagree with this statement?**

Give reasons for your answer and include any relevant examples from your own knowledge or experience.

You should write at least 250 words.

## CAMBRIDGE BOOK 4 WRITING – TEST 4

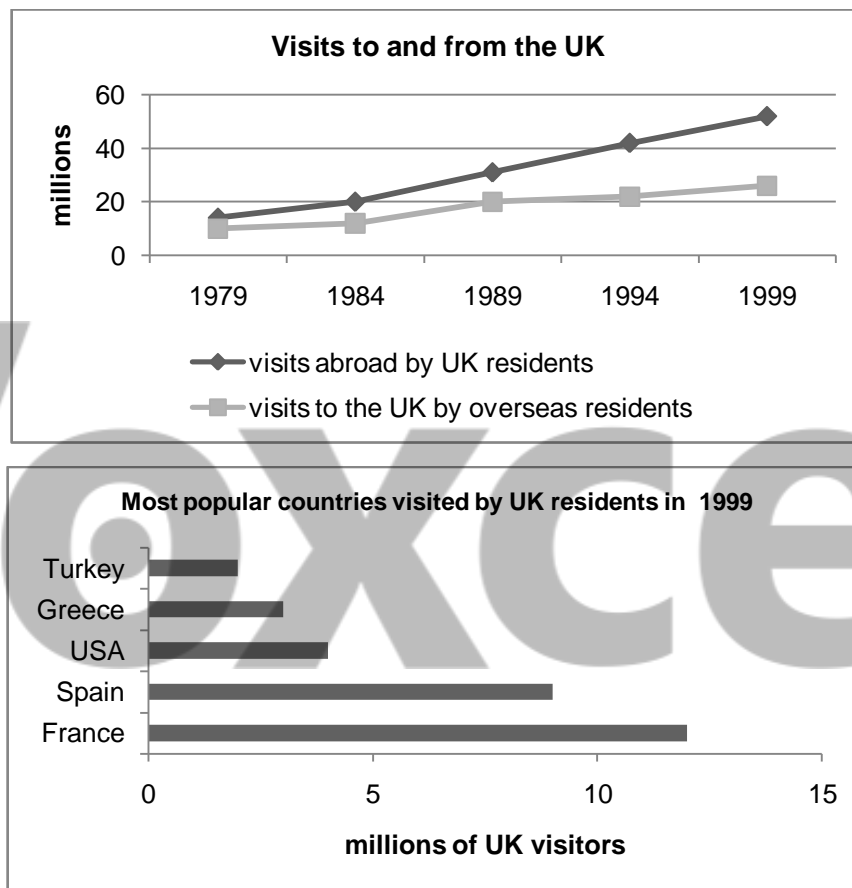
### WRITING TASK 1

You should spend 20 minutes on this task.

**The line graph shows visits to and from the UK from 1979 to 1999. The bar chart shows the most popular countries visited by UK residents in 1999.**

Summarise the information by selecting and reporting the main features, and make comparisons where relevant.

You should write at least 150 words.



### WRITING TASK 2

You should spend 40 minutes on this task.

Write about the following topic.

**In many countries, schools have severe problems with student behaviour.**

**What do you think are the causes of this?**

**What solutions can you suggest?**

Give reasons for your answer and include any relevant examples from your own knowledge or experience.

Write at least 250 words.